



FLORENT®

D.no-1016-B




**TOP:- 9000 VELVET WITH
HEAVY EMBROIDERY**
BOTTAM/INNER:- 9000 VELVET
**DUPATTA:- 9000 VELVET WITH
HEAVY EMBROIDERY**





FLORENT®

D.no-1016-A



TOP:- 9000 VELVET WITH
HEAVY EMBROIDERY
BOTTAM/INNER:- 9000 VELVET
DUPATTA:- 9000 VELVET WITH
HEAVY EMBROIDERY





FLORENT®



FLORENT
D.06-1016-A



100% SHEER VELVET WITH
HEAVY EMBROIDERY
NOI ASSENZA MANI SLEVE
DESSA A MANI SLEVE NOTTE
HEAVY EMBROIDERY



FLORENT®

D.no-1016-B




**TOP:- 9000 VELVET WITH
HEAVY EMBROIDERY**
BOTTAM/INNER:- 9000 VELVET
**DUPATTA:- 9000 VELVET WITH
HEAVY EMBROIDERY**





FLORENT®



FLORENT
D.no-1016-B

TOP - 100% VELVET WITH
HEAVY EMBROIDERY
BOTTOM - 100% - 100% VELVET
SLEEVES - 100% VELVET WITH
HEAVY EMBROIDERY



FLORENT®

D.no-1016-C




TOP:- 9000 VELVET WITH
HEAVY EMBROIDERY
BOTTAM/INNER:- 9000 VELVET
DUPATTA:- 9000 VELVET WITH
HEAVY EMBROIDERY





FLORENT®



THE UNUSUAL WITH
HEAVY EMBROIDERY
WITH ELEGANT TOUCHES OF
SILK, THE VELVET WITH
HEAVY EMBROIDERY



FLORENT®

D.no-1016-D



TOP:- 9000 VELVET WITH
HEAVY EMBROIDERY
BOTTAM/INNER:- 9000 VELVET
DUPATTA:- 9000 VELVET WITH
HEAVY EMBROIDERY



FLORENT®



FLORENT
Duo-1016-D

TOP: 100% VELVET WITH
HEAVY EMBROIDERY
BOTTOM: 100% VELVET
DETAILS: 100% VELVET WITH
HEAVY EMBROIDERY

FLORENT®



D.NO.1016-A



D.NO.1016-B



D.NO.1016-C



D.NO.1016-D